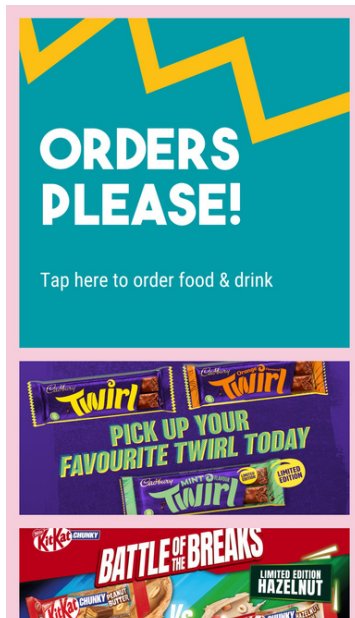


# HOW TO USE THE E-WALLET FUNCTION ON THE UNIFOODHUB APP

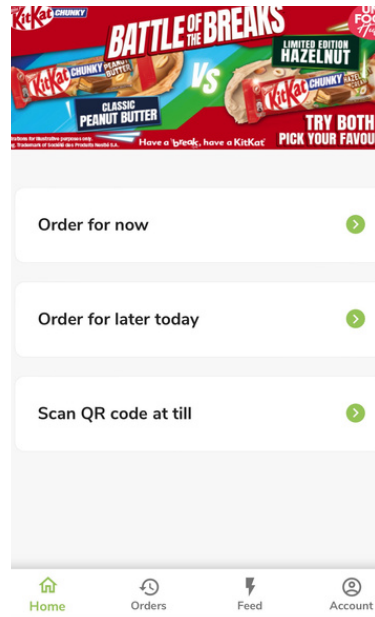
1

OPEN THE UNI FOOD HUB APP, TAP ORDER FOOD & DRINK



2

TAP SCAN QR CODE AT TILL



3


SELECT SCAN QR CODE AT TILL FOR THE CASHIER OR KIOSK TO USE FOR PAYMENT



# HOW TO USE CHECK YOUR THE E-WALLET BALANCE ON THE UNIFOODHUB APP

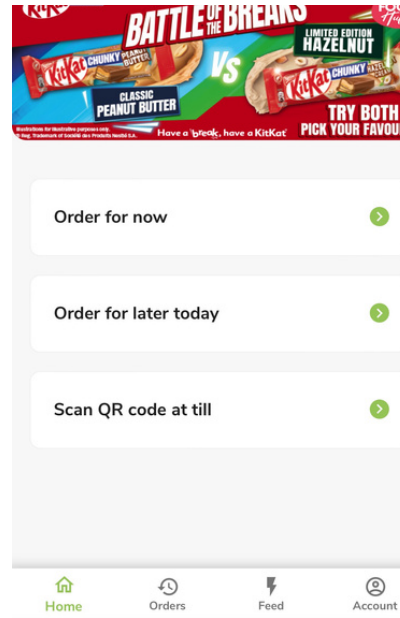
1

OPEN THE UNI FOOD HUB APP, TAP ORDER FOOD & DRINK



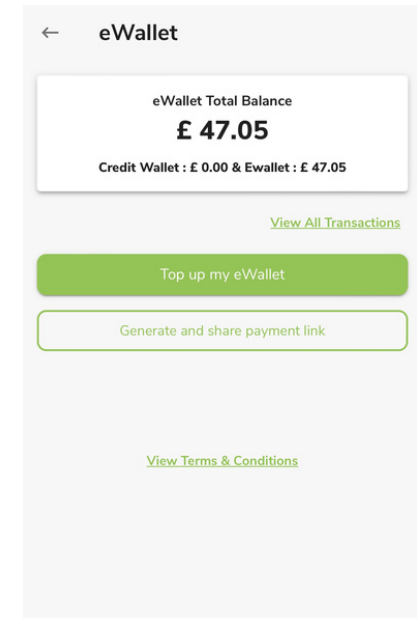
2

TAP ACCOUNT AT THE BOTTOM RIGHT



3


VIEW YOUR E-WALLET TOTAL BALANCE, TOP UP YOUR E-WALLET, OR GENERATE / SHARE PAYMENT LINK IF NEEDED



# HOW TO PAY WITH YOUR E-WALLET WHEN ORDERING VIA THE UNIFOODHUBAPP

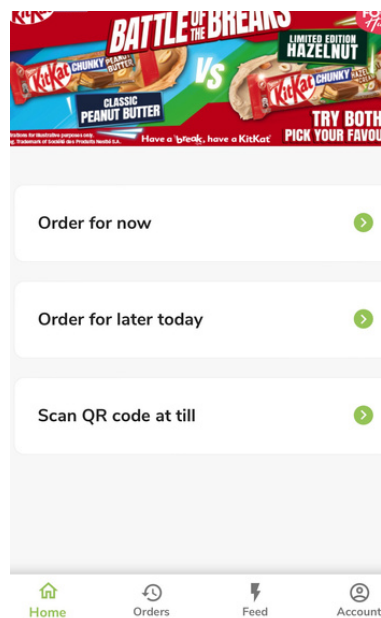
1

OPEN THE UNI FOOD HUB APP, TAP ORDER FOOD & DRINK



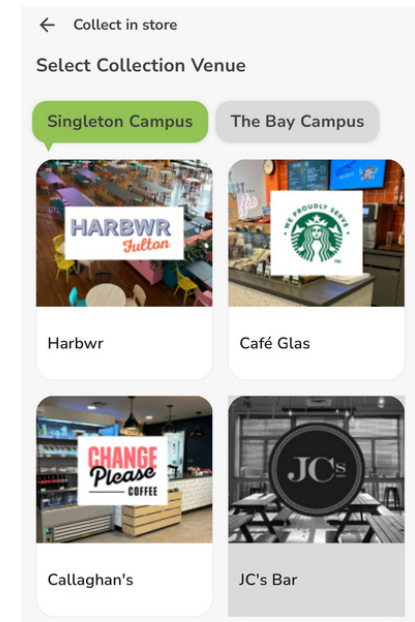
2

TAP ORDER FOR NOW OR ORDER FOR LATER TODAY



3

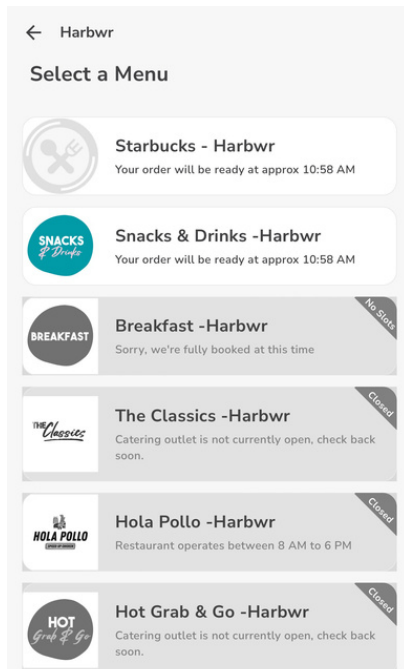
SELECT YOUR COLLECTION VENUE, E.G., HARBWR FULTON



# HOW TO PAY WITH YOUR E-WALLET WHEN ORDERING VIA THE UNIFOODHUBAPP CONT.

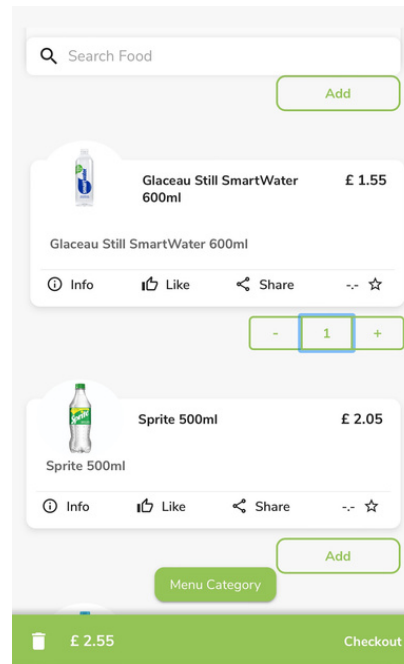
4

**SELECT THE CATERING OUTLET, E.G., STARBUCKS HARBWR**



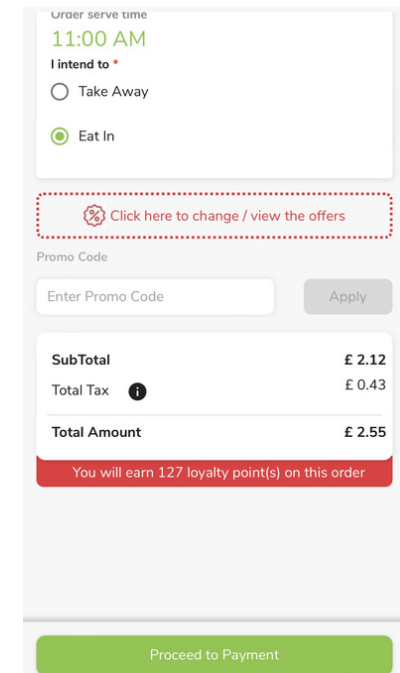
5

**ADD FOOD / DRINK ITEMS TO BASKET AND TAP CHECKOUT**



6

**ONCE YOU HAVE SELECTED EAT IN OR TAKE AWAY, PROCEED TO PAYMENT**



# HOW TO PAY WITH YOUR E-WALLET WHEN ORDERING VIA THE UNIFOODHUBAPP CONT.



## THEN YOU'RE DONE, ENJOY!

**ENSURE WALLET BALANCE IS SELECTED AS FORM OF PAYMENT BEFORE PLACING YOUR ORDER**

The screenshot shows a checkout screen with a back arrow on the top left and a total of £ 2.55 on the top right. Below this, a summary table lists SubTotal (£ 2.12), Total Tax (£ 0.43), and Total Amount (£ 2.55). A payment method section shows 'Wallet Balance' selected with a green checkmark and a balance of £ 47.05. Below this, 'Credit Wallet' is listed as £ 0.00 and 'Ewallet' as £ 47.05. Under 'Other Payment Methods', there are two unselected options: 'ApplePay/GooglePay' and 'Credit/Debit Card'. At the bottom, there is a checked checkbox for 'Save the payment information for future transactions' and a green 'Place Order' button.

SubTotal	£ 2.12
Total Tax ⓘ	£ 0.43
<b>Total Amount</b>	<b>£ 2.55</b>

<input checked="" type="checkbox"/> Wallet Balance	<b>£ 47.05</b>
Credit Wallet	: £ 0.00
Ewallet	: £ 47.05

Other Payment Methods

- ApplePay/GooglePay
- Credit/Debit Card

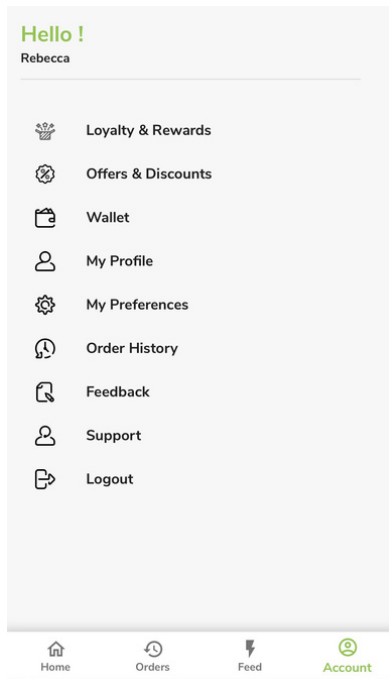
Save the payment information for future transactions

Place Order

# HOW TO TOP UP YOUR E-WALLET ON THE UNIFOODHUB APP

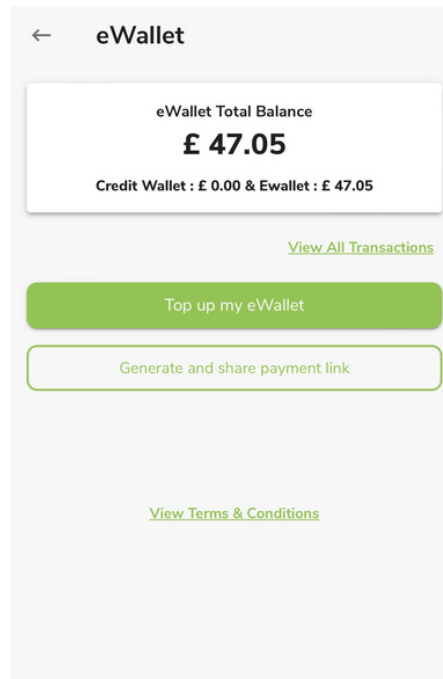
1

ON THE ACCOUNT SECTION OF THE APP SELECT 'WALLET'



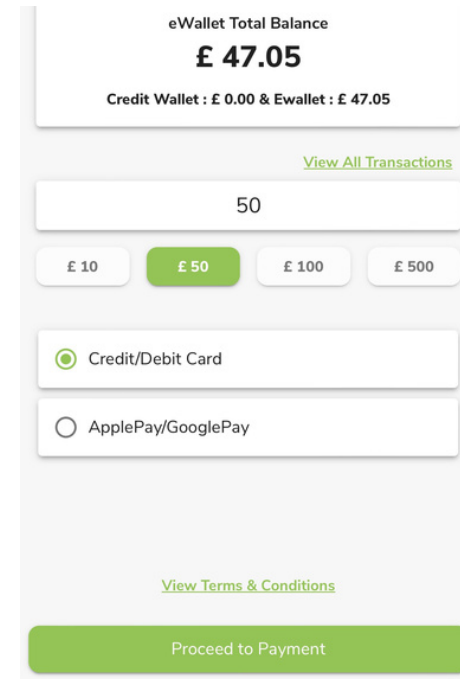
2

TO ADD MORE MONEY TAP 'TOP UP MY E-WALLET'



3

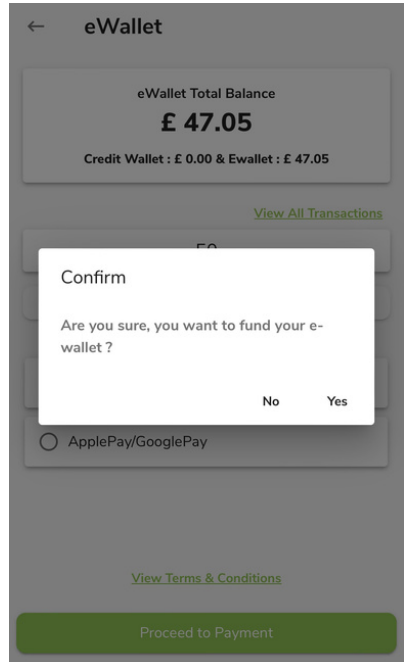
SELECT THE AMOUNT YOU WOULD LIKE TO ADD TO YOUR E-WALLET AND THEN PROCEED TO PAYMENT



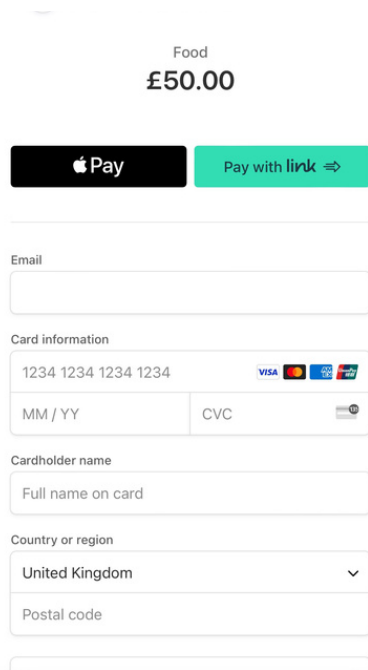
# HOW TO TOP UP YOUR E-WALLET ON THE UNIFOODHUB APP CONT.



**SELECT YES TO CONFIRM THAT YOU WOULD LIKE TO TOP UP YOUR E-WALLET**



**SELECT METHOD OF PAYMENT AND ADD IN YOUR PAYMENT DETAILS**



**HIT THE BLUE PAY BUTTON AND THEN YOU ARE DONE**

